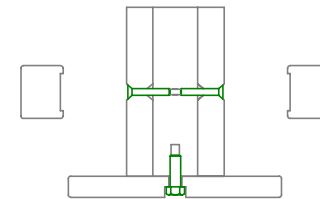
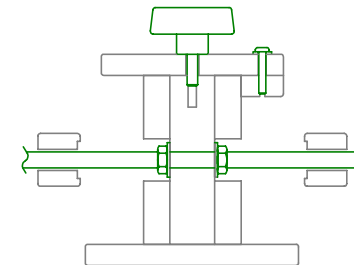


PARTS LIST		
ITEM	QTY	DESCRIPTION
1	1	TEMPLATE
2	1	BACKBONE
3	2	BACKER BOARDS
4	2	CLAMP BARS
5	2	STOP ASSEMBLIES
6	2	STOP KNOBS, 1/4-20
7	3	TEMPLATE BOLTS 1/4-20 X 1
8	5	WASHERS, 1/4
9	2	THREADED ROD, 3/8-16 X 10
10	4	NUTS, 3/8-16
11	8	WASHERS, 3/8
12	6	SCREWS, 10-24 X 1
13	4	SCREWS, 8-32 X 1
14	4	WASHERS, #8
15	4	THREADED KNOBS, 3/8-16

SECTION -A-



SECTION -B-



BenchMark

DOVETAILED JIG

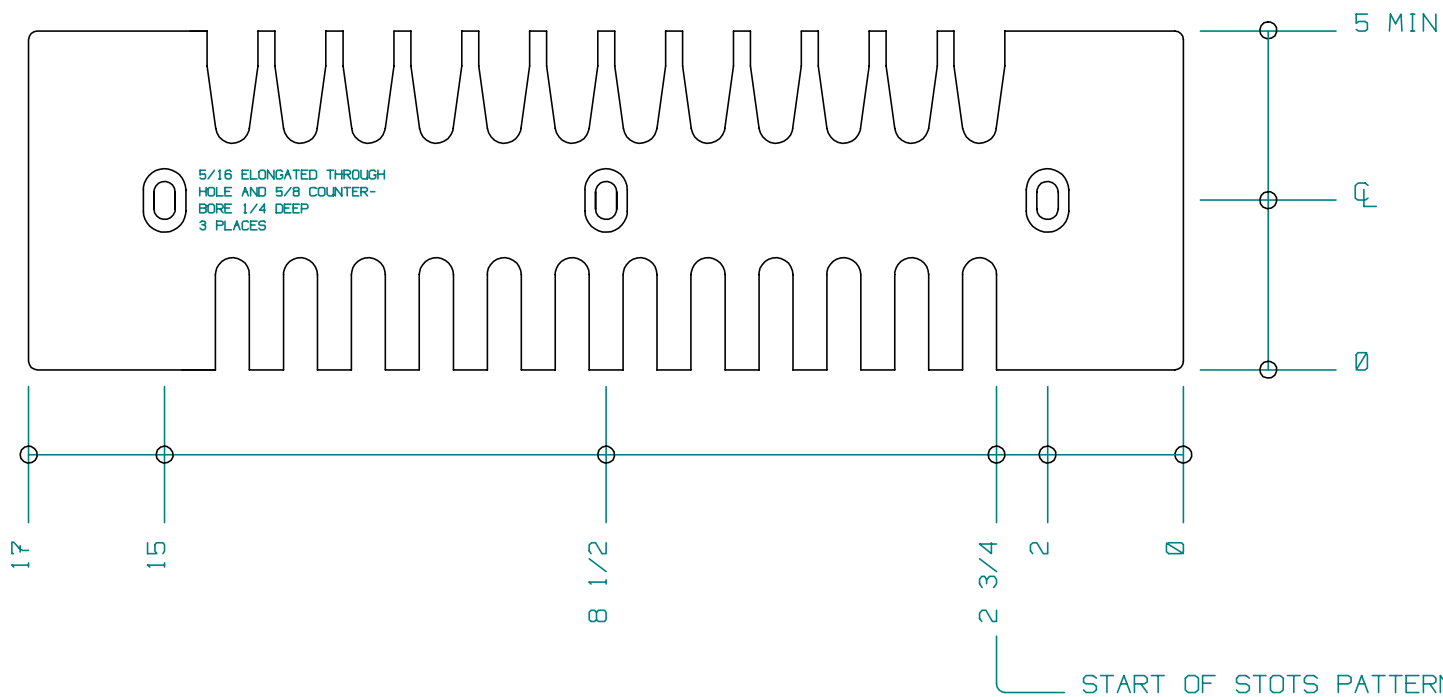
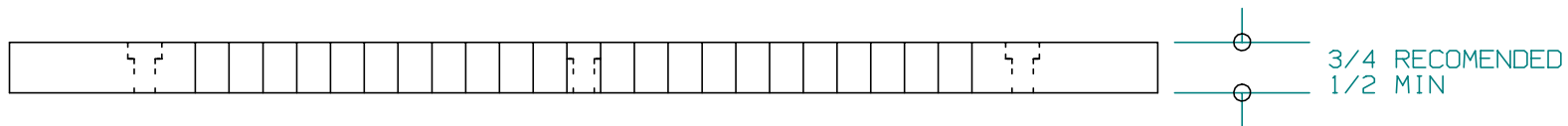
Philip Bumbalough

Apr. 2003

PLATE 1

<http://benchmark.20m.com>

TEMPLATE



BenchMark

DOVETAIL JIG

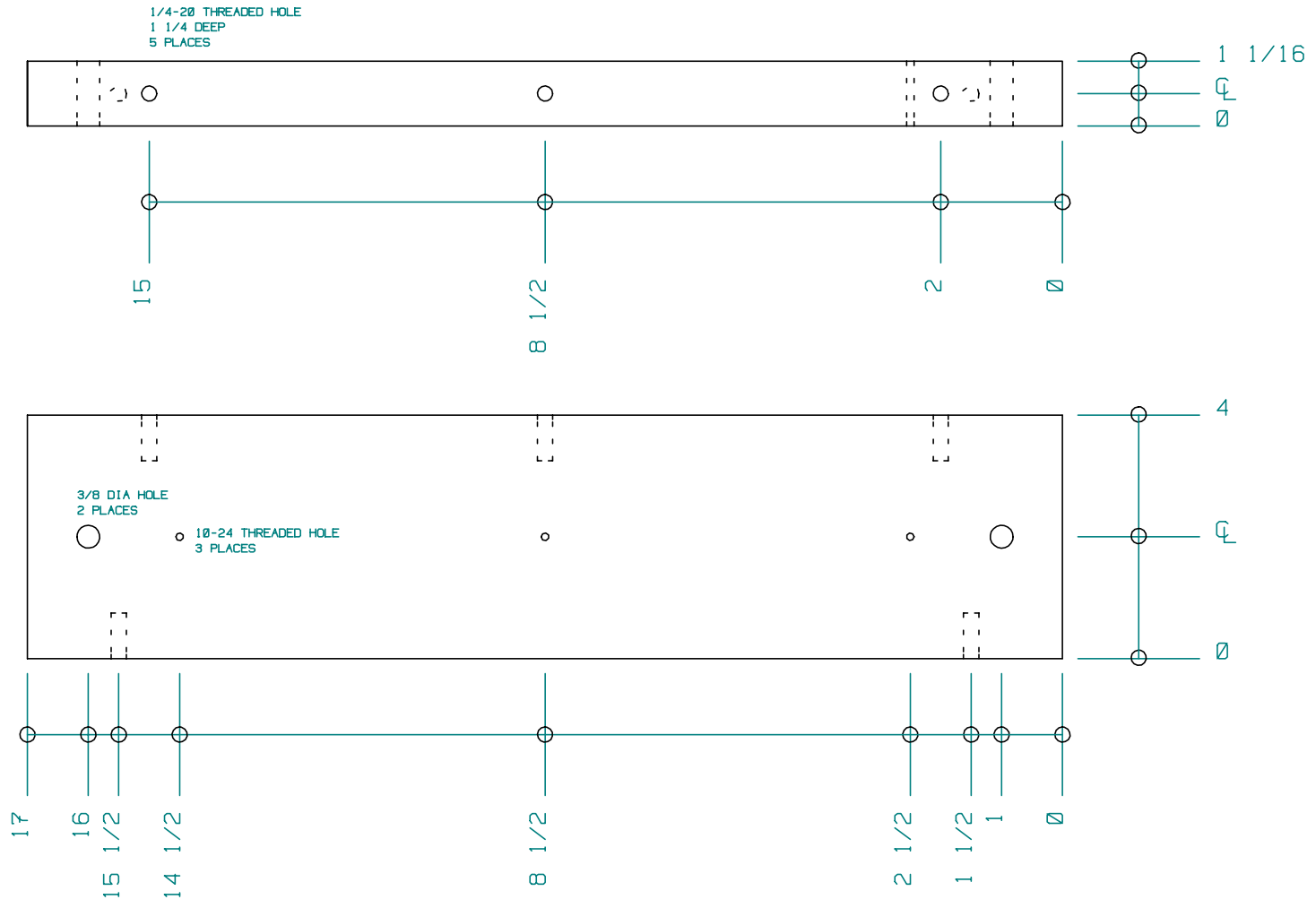
Philip Bumbalough

Apr. 2003

PLATE 2

<http://benchmark.20m.com>

BACKBONE



BenchMark

DOVETAIL JIG

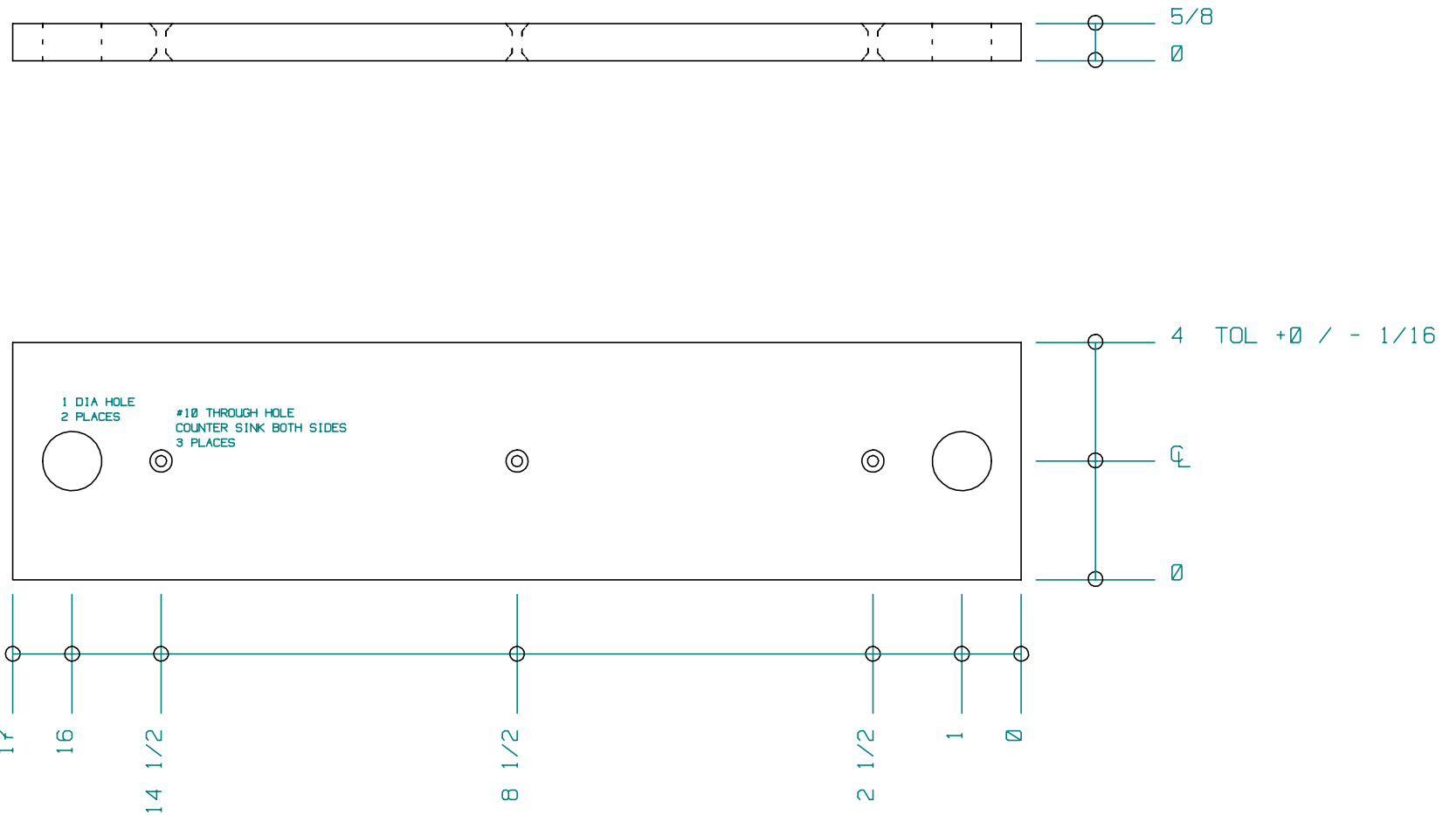
Philip Bumbalough

Apr. 2003

PLATE 3

<http://benchmark.20m.com>

BACKER



HOLES IN BACKER BOARD MUST
MATCH THOSE IN BACK BONE

BenchMark

DOVETAIL JIG



Philip Bumbalough

Apr. 2003

PLATE 4

<http://benchmark.20m.com>

CLAMP BARS



BenchMark

DOVETAIL JIG

Philip Bumbalough

Apr. 2003

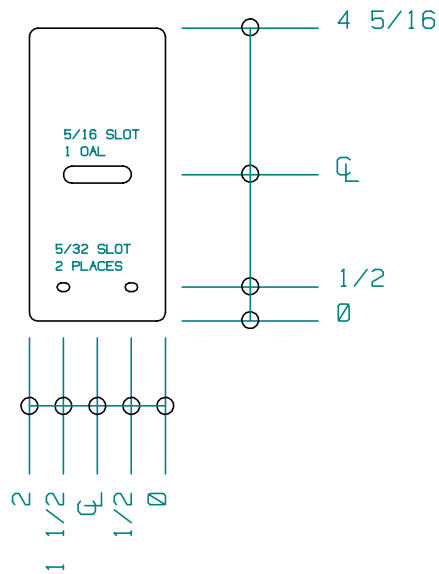
PLATE 5

<http://benchmark.20m.com>

STOPS

MAIN STOP

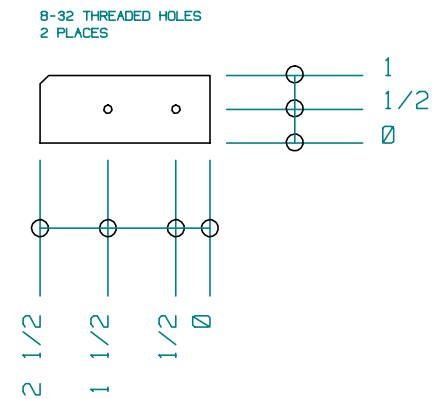
MATERIAL 1/2 TO 3/4 THICKNESS



OPTIONAL STOPS AT EITHER END
OF JIG. MAKE TWO ASSEMBLIES

OPPOSING 1/2 OFFSET

MATERIAL 1/2 TO 3/4 THICKNESS



WHEN ASSEMBLED TO MAIN STOP,
THE OFFSET WILL PROJECT 1/2
INCH FROM THE REFERENCE FACE
OF THE MAIN STOP AND BE
SQUARE TO IT.

BenchMark

DOVETAIL JIG

Philip Bumbalough

Apr. 2003

PLATE 6

<http://benchmark.20m.com>